





**Accident and Emergency Department Clinical Quality Indicators**  
**March 2019 – Walk in Centre St Helens**

INDICATOR	RESULTS ACHIEVED	PERFORMANCE FOR THE MONTH
Unplanned re-attendances	<b>0.00%</b>	
Left without being seen	<b>0.37%</b>	
Total time spent in A&E (non admitted) 95 <sup>th</sup> Percentile	<b>202 minutes</b>	
Time to Treatment (median)	<b>11 minutes</b>	
A&E service Experience	<b>97.1% of patients who completed the FFT would recommend the Walk in Centre</b>	

**\*Progress RAG Rating**



Same, tolerance not met



Same, outside tolerance



Same, within tolerance



Improved, tolerance not met



Improved, outside tolerance



Improved, within tolerance



Decline, tolerance not met



Decline, outside tolerance



Decline, within tolerance