





**Accident and Emergency Department Clinical Quality Indicators**

**March 2019 – Walk in Centre Leigh**

INDICATOR	RESULTS ACHIEVED	PERFORMANCE FOR THE MONTH
Unplanned re-attendances	<b>0.41%</b>	
Left without being seen	<b>0.30%</b>	
Total time spent in A&E (non admitted) 95 <sup>th</sup> Percentile	<b>213 minutes</b>	
Time to Treatment (median)	<b>12 minutes</b>	
A&E service Experience	<b>0% of patients who completed the FFT would recommend the Walk in Centre – No surveys returned this month.</b>	

**\*Progress RAG Rating**



Same, tolerance not met



Same, outside tolerance



Same, within tolerance



Improved, tolerance not met



Improved, outside tolerance



Improved, within tolerance



Decline, tolerance not met



Decline, outside tolerance



Decline, within tolerance