





Accident and Emergency Department Clinical Quality Indicators

March 2019 – Walk in Centre Halton

INDICATOR	RESULTS ACHIEVED	PERFORMANCE FOR THE MONTH
Unplanned re-attendances	0.00%	
Left without being seen	0.06%	
Total time spent in A&E (non admitted) 95 th Percentile	238 minutes	
Time to Treatment (median)	9 minutes	
A&E service Experience	90.5 % of patients who completed the FFT would recommend the Walk in Centre.	

***Progress RAG Rating**



Same, tolerance not met



Same, outside tolerance



Same, within tolerance



Improved, tolerance not met



Improved, outside tolerance



Improved, within tolerance



Decline, tolerance not met



Decline, outside tolerance



Decline, within tolerance